

PAINTED DOOR STYLE

FRAMED CONSTRUCTION STANDARD REVEAL

Our enamel painted door styles start with a dense fiberboard that provides the perfect canvas for painted cabinetry. The end product is visually superior to painted wood products that can have visible grain patterns and cracks at door joints. Timeless and suitable for any décor, painted cabinetry is always in style.


Features and benefits

- Raised panel door style
- 3/4" thick fiberboard door and drawer front
- Solid wood frame finished to match
- Durable and easy to clean
- Standard reveal
- Color matching back
- Recommended to use solid wood fillers to best match the cabinet frame color
- Route for glass (RFG) door option available for wall cabinets. Doors prepared for glass do not include glass or glass fasteners.
- Hardware is suggested

RIDGELAND




shown in Mid Grey




Available in the following colors




Arbor Grey



Graphite



Linen



Mid Grey




Midnight Navy



Onyx



Sagebrush



TruWhite



www.leedo.com 866.GO.LEEDO

Printed in the United States of America 0426

NOTE: All photography and illustrations used in this literature sheet should be used for inspiration purposes only. The appearance of actual colors or wood grains may vary due to the printed publication process. Customers are urged to view an actual sample for a realistic representation of wood grains and color tones.