



shown in Graphite

PERRYTON


PAINT DOOR STYLE

FRAMED CONSTRUCTION / FULL OVERLAY


Our enamel painted door styles start with a dense fiberboard that provides the perfect canvas for painted cabinetry. The end product is visually superior to painted wood products that can have visible grain patterns and cracks at door joints. Our painted doors have a consistent and smooth finish and a clear top coat to provide an extra layer of protection. Timeless and suitable for any décor, painted cabinetry is always in style.

Features and benefits


- Slab door style
- 3/4" thick fiberboard door and drawer front
- Durable and easy to clean
- Full overlay
- Color matching back
- Door and drawer front have clear top coat over painted finish
- Hardware is required




Available in the following colors



Atlantic Grey



Mid Grey



Graphite



TruWhite

www.leedo.com 866.GO.LEEDO

©2018 LEEDO CABINETS PERRYTONLITSHEET 09/18
Printed in the United States of America



NOTE: All photography and illustrations used in this literature sheet should be used for inspiration purposes only. The appearance of actual colors or wood grains may vary due to the printed publication process. Customers are urged to view an actual sample for a realistic representation of wood grains and color tones.

 **Leedo**

We are building solutions.