

MAPLE DOOR STYLE

FRAMED CONSTRUCTION STANDARD REVEAL

Maple has been the choice of wood for fine furniture craftsmanship for centuries. Maple is a strong wood with a subtle grain pattern and a smooth, uniform appearance that works well with both contemporary and traditional settings. Available in a wide selection of door styles and finishes, the natural beauty of our maple cabinetry will enhance the style and design of any home.


Features and benefits

- Flat panel door style with cope-joined construction
- Hardwood door, drawer front, and frame
- Standard reveal
- Back bevel feature
- Route for glass (RFG) door option available for wall cabinets. Doors prepared for glass do not include glass or glass fasteners.
- Hardware is suggested


FILLMORE



shown in Sable




Available in the following colors



Ash



Caramel




Chestnut




Espresso




Harvest



Java



Natural



Oyster



Sable



www.leedo.com 866.GO.LEEDO

Printed in the United States of America

1024

NOTE: All photography and illustrations used in this literature sheet should be used for inspiration purposes only. The appearance of actual colors or wood grains may vary due to the printed publication process. Customers are urged to view an actual sample for a realistic representation of wood grains and color tones.