

## MAPLE DOOR STYLE

## FRAMED CONSTRUCTION STANDARD REVEAL

Maple has been the choice of wood for fine furniture craftsmanship for centuries. Maple is a strong wood with a subtle grain pattern and a smooth, uniform appearance that works well with both contemporary and traditional settings. Available in a wide selection of door styles and finishes, the natural beauty of our maple cabinetry will enhance the style and design of any home.

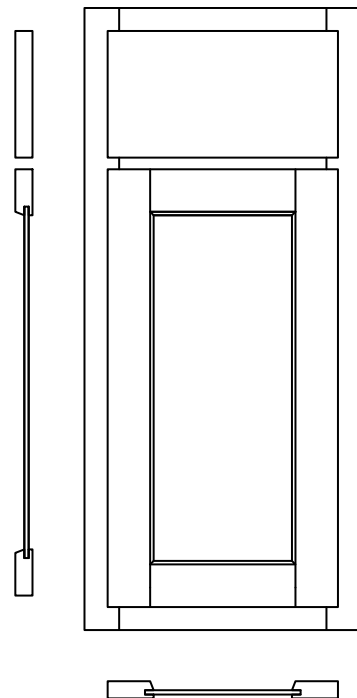
### Features and benefits

- Flat panel shaker door style with cope-joined construction
- Hardwood door, drawer front, and frame
- Standard reveal
- Route for glass (RFG) door option available for wall cabinets. Doors prepared for glass do not include glass or glass fasteners.
- Hardware is suggested


## HARTFORD SHAKER



*shown in Chestnut*




### Available in the following colors



Ash



Caramel




Chestnut




Espresso




Harvest



Java



Natural



Oyster



Sable

## POPLAR DOOR STYLE

## FRAMED CONSTRUCTION STANDARD REVEAL

Poplar is one of the most commonly found hardwoods in the forest of North America. For many years, craftsmen have used poplar to make furniture, molding, paneling, and kitchen cabinets. Poplar is a strong wood with a subtle grain pattern and a smooth, uniform appearance that works well with both contemporary and traditional settings.

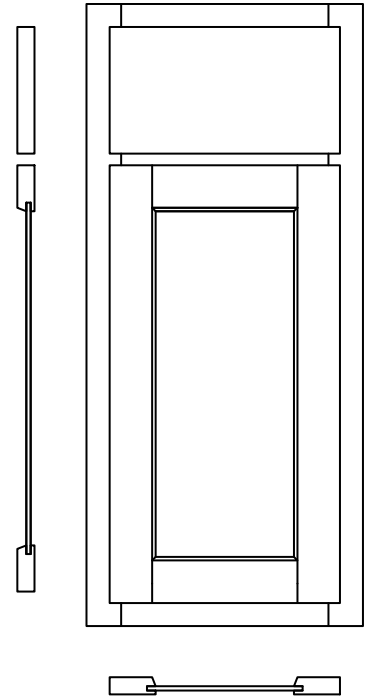
### Features and benefits

- Flat panel shaker door style with cope-joined construction
- Hardwood door, drawer front, and frame
- Standard reveal
- Route for glass (RFG) door option available for wall cabinets. Doors prepared for glass do not include glass or glass fasteners.
- Hardware is suggested


## HARTFORD SHAKER



*shown in Chestnut*



### Available in the following colors




Ash



Chestnut



Espresso



Java