

## THERMOFOIL DOOR STYLE

### FRAMED CONSTRUCTION FULL OVERLAY


### EUROPEAN FRAMELESS CONSTRUCTION FULL OVERLAY

The smooth lines of our thermofoil door styles create a clean look that works in almost any design or décor. Our thermofoil door styles are created through an intense heat and pressure bonding process where rigid vinyl is applied to a sculpted fiberboard to provide a uniform and durable finish.

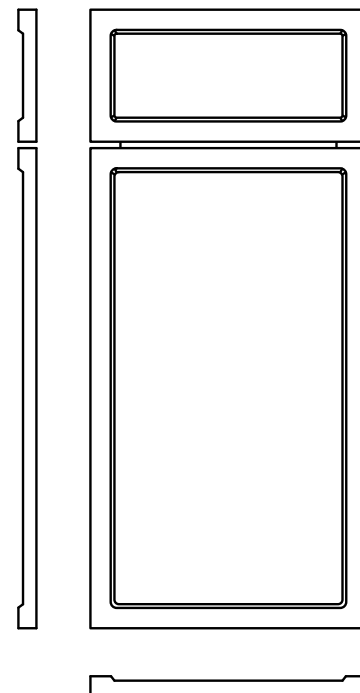
#### Features and benefits

- 3D laminate flat panel thin rail shaker door style and drawer front
- Shaker rails are 1" wide
- 13/16" thick white melamine-backed doors and drawer fronts
- Solid wood frame finished to match (Framed only)
- Durable and easy to clean
- Full overlay
- Route for glass (RFG) door option is not available.
- 9" wide doors or drawers will have slab styling
- Hardware is required


### FULTON




### FORZA




#### Available in the following colors



Alabaster




Baritone



Charwood




Coastal Grey




Driftwood



Graphite



Libretti




Linea Black




Pebblebrook




Sagestone




Sandy Alder




Steel Grey



Urban Walnut



Vintage Grey



White Satin



Wood Grain White



[www.leedo.com](http://www.leedo.com) 866.GO.LEEDO

Printed in the United States of America

0625

NOTE: All photography and illustrations used in this literature sheet should be used for inspiration purposes only. The appearance of actual colors or wood grains may vary due to the printed publication process. Customers are urged to view an actual sample for a realistic representation of wood grains and color tones.