



*shown in Ash*

# RAINIER


## MAPLE DOOR STYLE

### FRAMED CONSTRUCTION / STANDARD REVEAL

Maple has been the choice of wood for fine furniture craftsmanship for centuries. Maple is a strong wood with a subtle grain pattern and a smooth, uniform appearance that works well with both contemporary and traditional settings. Available in a wide selection of door styles and finishes, the natural beauty of our maple cabinetry will enhance the style and design of any home.

#### Features and benefits

- Flat panel door style with cope-joined construction
- Hardwood door, drawer front, and frame
- Standard Reveal
- Back bevel feature
- Route for glass (RTF) door option available for wall cabinets. Doors prepared for glass do not include glass or glass fasteners.
- Hardware is suggested



#### Available in the following colors




Ash




Bordeaux




Caramel



Chestnut



Espresso




Java




Natural



Nutmeg



Oyster



Pecan

[www.leedo.com](http://www.leedo.com) 866.GO.LEEDO

©2020 LEEDO CABINETRY RAINIERLITSHEET 08/20  
Printed in the United States of America



**NOTE:** All photography and illustrations used in this literature sheet should be used for inspiration purposes only. The appearance of actual colors or wood grains may vary due to the printed publication process. Customers are urged to view an actual sample for a realistic representation of wood grains and color tones.



We are building solutions.