



# ROS Rails Installation




1.- Do the holes on the End Panel where the spacers will be attached (5mm Diameter x 10mm Depth).




2.- Place the spacers where the holes are.



3.- Screw the spacers at the holes with the 5x13mm screws (4 screws per spacer).



4.- Place the Full Ext. Rail where the spacers are. (top holes of the rail should match with top holes of the spacers).



5.- Screw the rails at the spacer's holes with the 5x10mm screws (4 screws per rail).

