

## MAPLE DOOR STYLE

## FRAMED CONSTRUCTION STANDARD REVEAL

Maple has been the choice of wood for fine furniture craftsmanship for centuries. Maple is a strong wood with a subtle grain pattern and a smooth, uniform appearance that works well with both contemporary and traditional settings. Available in a wide selection of door styles and finishes, the natural beauty of our maple cabinetry will enhance the style and design of any home.

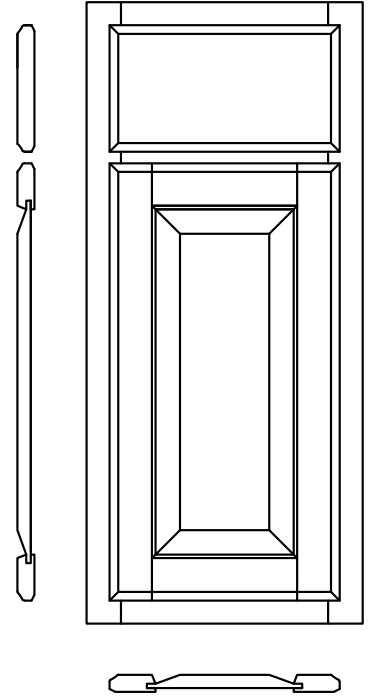
### Features and benefits

- Raised panel door style with cope-joined construction
- Hardwood door, drawer front, and frame
- Standard reveal
- Back bevel feature
- Route for glass (RFG) door option available for wall cabinets. Doors prepared for glass do not include glass or glass fasteners.
- Hardware is suggested


### RADISSON



*shown in Natural*




### Available in the following colors




Ash



Caramel




Chestnut



Espresso




Harvest



Java



Natural



Oyster



Sable

